

Reading Comprehension

The Tale of Three Trees



Activities based on the timeless legend

Thank you! The wonderful clip art in this product was made by:



Thank you!



Terms of Use



The unauthorized reproduction or distribution of a copyrighted work is illegal. Criminal copyright infringement, including infringement without monetary gain, is investigated by the FBI and is punishable by fines and federal imprisonment.



You MAY...	You MAY NOT...
<p>Make as many copies as you need for your own personal and classroom use. Purchase additional licenses for others at 50% off under <i>My Purchases</i> on your TPT account.</p>	<p>Share this item with anyone. This includes another teacher, your team, department or school. (either digitally or by copying it for them). This item may not be publicly displayed, or submitted to file sharing sites such as Amazon Inspire.</p>
<p>Save this file to your home or school computer.</p>	<p>Curate, alter, adapt or rearrange any part of this product and share or transfer it to others in any way.</p>
<p>Share the COVER PAGE ONLY of this product on your blog, social media, etc. with a link back to my store.</p>	<p>Post any part of this document online on any website, blog, shared clouds or drives, etc. (including personal or classroom websites). You may not present this product as your own creation or as a free resource. You may not benefit financially from this resource in any way.</p>

© Copyright 2016 Save the Teacher. All rights reserved by author. This product is to be used by the original purchaser only. Copying for more than one teacher or classroom, or for an entire department, school, or school system is prohibited. This product may not be distributed or displayed digitally for public view, uploaded to school or district websites, distributed via email, or submitted to file sharing sites such as Amazon Inspire. Failure to comply is a copyright infringement and a violation of the Digital Millennium Copyright Act (DMCA). Intended for single classroom and personal use only.

Thank you for purchasing this product! I hope you find it helpful as you teach your students. If you are happy with this resource, please leave feedback under your *My Purchases* page. If not, please let me know and I will work to make it right. You can reach me at savetheteacher16@gmail.com.

Happy Teaching! Caroline



Name _____

Their Dreams

What did each tree dream about becoming at the beginning of the story? Draw and color a picture in each of the boxes. Write a sentence that goes with your picture.








Name _____




The End of the Story


Draw pictures and write sentences to show what happened to the three trees at the end of the story.



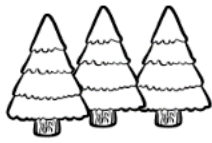
Four horizontal lines for writing, enclosed in a dashed rectangular border.



Four horizontal lines for writing, enclosed in a dashed rectangular border.






Four horizontal lines for writing, enclosed in a dashed rectangular border.




Name _____

The Beginning, Middle and End




After you read the story, write the most important thing that happened to each tree in the beginning, middle and end of the story.

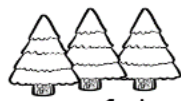
	Beginning	Middle	End
Tree #1 			
Tree #2 			
Tree #3 			



Their Focus

At the beginning of the story, the trees were focused on bringing glory to themselves. By the end, their focus had changed. Complete the chart below. Write how each tree wanted to bring glory to him or herself at the **beginning** of the story. Then, write how each tree brought glory to God by the **end** of the story.




	Beginning: Glory to Self	End: Glory to God
Tree #1 		
Tree #2 		
Tree #3 		



Feelings

Name _____

How did the trees feel during each part of the story? Use evidence from the text to support your answer.


	Beginning	Middle	End
<p>Tree #1</p> 	<p>How was the tree feeling?</p> <p>How do you know?</p>	<p>How was the tree feeling?</p> <p>How do you know?</p>	<p>How was the tree feeling?</p> <p>How do you know?</p>
<p>Tree #2</p> 	<p>How was the tree feeling?</p> <p>How do you know?</p>	<p>How was the tree feeling?</p> <p>How do you know?</p>	<p>How was the tree feeling?</p> <p>How do you know?</p>
<p>Tree #3</p> 	<p>How was the tree feeling?</p> <p>How do you know?</p>	<p>How was the tree feeling?</p> <p>How do you know?</p>	<p>How was the tree feeling?</p> <p>How do you know?</p>



Name _____

What Did They Learn?

Pretend you are each of the trees. What did you learn by the end of the story?
Write your thoughts in the speech bubbles.









Going Deeper

This old tale of the three trees is a wonderful way to teach some important lessons to our students. I try to present the following points and discussion questions to draw my students into a deeper understanding of the truths presented in this timeless story.

1. This is a made-up story. It is not true. It is not found in the Bible. It was written by a person who wanted to teach us something about God.
2. At the beginning of the story, each of the trees was focused on bringing glory to him/herself. Describe the dream of each of the trees. (Tree #1: He wanted to be the most beautiful treasure chest in the world. Tree #2: He wanted to be a mighty sailing ship and carry powerful kings. Tree #3: She wanted to point to God and be the tallest tree in the world.)
3. At the end of the story, their dreams were fulfilled, but in a very different way than they imagined. In the end, who was glorified? (God) How did the first tree bring glory to God? (He held baby Jesus, the greatest treasure in the world.) The second? (He carried Jesus, the King of heaven and earth) The third? (She was the cross Jesus died on. Whenever people think of the cross, they think of God and His great love.)
4. While the trees were waiting to be used, they were discouraged and thought their dreams had died. In the end, their dreams came to pass, but in a very different way than they imagined. How do you think the trees felt by the end of the story? Explain your answer. (Student answers will vary.)
5. God created us with a plan and a purpose. His plans are always best. Sometimes they are different from the plans we have for our own lives. Most of the time, we have to wait for God to bring about His best for us. But God knows everything. He is good and He loves us. His timing and His ways are always good and right.

Are you looking for other resources to make teaching a little easier? You can find a full listing in my store. Just click on any of the images below.



Follow me on Teachers Pay Teachers

